

# Vane/Piston TX

## Installation and Operation Manual

### Series:

**LL, LP, LH, SN, SM, SH, MN, MM ,MH, SX and MX**



### UNIVERSAL FLOW MONITORS, INC.

1755 East Nine Mile Road PO Box 249  
Hazel Park, MI 48030-0249  
TEL (248) 542-9635 FAX (248) 398-4274

Website: <http://www.flowmeters.com>





PROPRIETARY NOTICE.....2

NAMEPLATES AND PRODUCT ID .....2

QUICK SET UP.....3

MAXIMUM Dimensions ..... **Error! Bookmark not defined.**

INSTALLATION.....6

GENERAL SPECIFICATIONS .....6

RMA NOTICE RETURN MERCHANDISE AUTHORIZATION.....8

RMA FORM..... 10

WARRANTY INFORMATION ..... 11

PROPRIETARY NOTICE




The information contained in this publication is derived in part from proprietary and patented data and has been prepared for the express purpose of assisting in installation, operation, and maintenance of the instruments described herein. Publication of this information does not convey any rights of use or reproduction other than in connection with the installation, operation and maintenance of the equipment described herein. Universal Flow Monitors, Inc. reserves the right to change the information contained in this publication at any time and without prior notice.

## NAMEPLATES AND PRODUCT ID


---

This manual applies to all vane/piston meters that have the designator "TX0,1,3 or 61" in the model code. This can be seen on the name plate as shown below.



Model code portion where readout is called out.


---




---

Adjust switches by moving pointer to desired flow rate and adjusting the cam by sliding the collar back and rotating. Test by moving the pointer and observing the switch point.

**SWITCH TERMINAL STRIP WIRING**



# TERMINAL STRIP FOR POWER AND 4-20 MA SIGNAL



## QUICK SET UP

---

---

- Piping: Screw pipe into meter with flow going into port marked "IN". Teflon tape or pipe dope discouraged.
- Wiring: Connect switch wires (for TX1,3 and 61 units) and transmitter wires to the terminal strip as shown.

Switch wires : Wire used to connect any switches included must be in accordance with all local and national codes. Wire size and insulation ratings should support actual loads. In all cases, wire must be, as a minimum, 20 AWG Teflon insulated rated at 600V and 200°C. It is recommended to include a disconnect switch or circuit breaker near this equipment.

**WARNING:** This instrument was made for the specific use stated at the time of order. Any other use may cause injury. Read instructions before using.

## INSTALLATION

---

---

For best results, the meters may be installed in any position as long as proper piping installation requirements are observed. This includes sufficient support of adjacent piping to minimize the system's inherent vibration. Unions of the same pipe size and full port isolation ball valves may be installed for ease of removal and servicing of equipment, if necessary.

If Teflon® tape or pipe sealant is used, the user must ensure that no loose parts become wrapped around the bluff or the flow sensor when flow starts.

## GENERAL SPECIFICATIONS

---

---

- Maximum Operating Pressure: 100 Psi for SX or MX with V or T bodies, 200 Psi with P bodies  
150 Psi for LL series with "P" cap material  
300 Psi for LL, SN and MN  
500 Psi for LP, SM and MM  
1500 Psi for LH and SH\*\*I  
2000 Psi for SH and MH
- Maximum Operating Temperature: 200°F (93°C) standard, 300° (148°C) HT option.
- Maximum Flow: Meters may occasionally be over-ranged up to 125% of capacity without damaging the meter.

## UNIVERSAL FLOW MONITORS, INC.

Turndown Ratio (max to min flow):	10:1 standard.
Process Connections:	Female NPT with BSPP and BSPT and Flanged optional.
Display:	Pointer and scale
Power:	0 - 30 VDC @ 21 mA (24 VDC Max. for Intrinsically Safe) Note: this meter is designed to be Intrinsically Safe if on only if used with approved barriers.
Environmental conditions:	This device has been designed for use in Installation Category I, pollution degree 4, at altitudes up to 2000 meters (6560 ft.), either indoors or outdoors as defined in CSA Standard C22.2 No.1010.1-92.
Enclosure Type Rating:	The "T" Style enclosure has successfully passed the tests for type3, 4, and 4X.
Accuracy:	5% full scale (max reading) LL, LP, LH, SN, SM , SH and SX 2% full scale MN, MM, MH and MX
Analog Output:	4-20 mA proportional to flow
Repeatability:	.25% of indicated
Pressure drop:	2-8 PSI
Response time:	250 Milliseconds
Cleaning:	These meters do not require any special cleaning of the external surfaces. If cleaning is deemed necessary, strong solvents, detergents, or chemicals should not be used. A damp cloth may be used to wipe off dirt or debris.
Mounting:	Flow Meters with the Style "R" enclosures may be mounted in any orientation which best suits the user's needs, especially as it pertains to readability of an engraved scale, if so provided.
Environmental Conditions:	This device has been designed for use in Installation Category 2, pollution degree 4, at altitudes up to 2000 meters (6560 ft.), either indoors or outdoors as defined in CSA Standard C22.2 No. 61010. Operating temperature and pressure ratings of particular flow meters are as listed in the specifications for each specific meter.



# UNIVERSAL FLOW MONITORS, INC.

## Electrical Switch Ratings:

Switch Identification	Switch Description	Electrical Ratings
UFM P/N-704CE, 704CE-P4, 704CE-P5 Model Code Designator: 1	SPDT – (3 wire)	15A – 125VAC, 250VAC, 480VAC; 1/8HP – 125VAC, 1/4HP – 250VAC
UFM P/N-702 Model Code Designator: 61	SPDT – High Temperature	15A – 125VAC, 250VAC, 480VAC; 1/2A – 125VDC, 1/4A -250VDC; 1/8HP – 125VAC, 1/4HP – 250VAC
UFM P/N-703 Model Code Designator: 3	SPDT – (4 wire) Single-Break Form Z	15A – 125VAC, 250VAC, 480VAC; 1A – 125VDC, 1/2A -250VDC; 1/4HP – 125VAC, 1/2HP – 250VAC

---

## RMA NOTICE RETURN MERCHANDISE AUTHORIZATION

---

*Please read the following UFM policy information carefully. By following the guidelines outlined below you will assist in providing a timely evaluation and response regarding the status of your flow meter. UFM evaluates all AUTHORIZED RETURNED MATERIALS in a timely manner and will promptly provide notification regarding the status of the related materials and/or a written quotation indicating the total charges and description of the necessary repairs.*

- 1 All returns must have a RMA form completed by the customer.
- 2 Any meter returned that was previously in service must have the OSHA requirements completed and a MSDS included where applicable.
- 3 An RMA number will only be issued when UFM has received a copy of the completed RMA form and any applicable MSDS.
- 4 A "Return Goods" shipping label (located in the back of the Instruction Manual) must be used for returning materials to UFM.
- 5 Returned goods must be shipped prepaid or they will be rejected.

### REPAIRABLE MATERIAL

## UNIVERSAL FLOW MONITORS, INC.

Written or verbal authorization to proceed with the repair under an assigned Purchase Order, must be received within 30 days of repair quotation. If the unit(s) are repaired, the \$90.00 evaluation charge will be applied to the quoted repair costs. If no repairs are authorized within this 30 day period, the customer will be billed \$90.00 plus shipping charges and the materials will be returned to the customer.

### NON-REPAIRABLE MATERIAL

If materials are found not repairable, a written notice that the material is not repairable will be provided to the customer by UFM. If no disposition to scrap or return the material is received from the customer within 30 days, un-repairable material will be scrapped and the customer will be billed the \$90.00 evaluation charge. If a UFM replacement unit is purchased within 30 days of non-repairable condition notice, the \$90.00 evaluation fee will be waived. The return of non-repairable materials may be ordered by customer Purchase Order providing for shipping and handling charges.

RETURN FOR RESTOCK All goods returned for restock adjustment must be:

- A. New and unused.
- B. Returned to the factory within ONE YEAR of date of original shipment.
- C. Returned through the distributor where the goods were originally purchased. This material will also be subject to an evaluation charge of \$90.00.

The customer will be advised of the restocking adjustment for all restockable goods. Upon acceptance of the restocking adjustment, by the customer, the \$90.00 evaluation fee will be waived and a credit issued by UFM. The customer will be advised of any non-restockable goods and will be charged the \$90.00 evaluation fee plus any shipping charges if returned to the customer.

If no disposition is received by UFM within 30 days, the goods will be scrapped and the \$90.00 evaluation fee will be billed.

### WARRANTY RETURNS

Warranty returns must be shipped prepaid to UFM. UFM will review the goods and advise the customer of the evaluation and validity of the warranty claim. Valid warranty claims will be repaired or replaced at no charge. No evaluation fee will be charged for repairs made under warranty. Return shipping costs will be prepaid by UFM. Should UFM determine the returned material is not defective under the provisions of UFM's standard warranty, the customer will be advised of needed repairs and associated costs. All materials returned for warranty repair that are determined to not have a valid warranty claim will be subject to the "Repairable Material" policy outlined above.

## RMA FORM

<p>UNIVERSAL <b>U M</b> FLOW MONITORS</p>	<p><b>RETURN MATERIAL AUTHORIZATION</b> E-MAIL: <a href="mailto:ufm@flowmeters.com">ufm@flowmeters.com</a> 1755 E. Nine Mile Rd., Hazel Park MI 48030 PH: (248) 542-9635 Fax: (248) 398-4274</p>
---	--

**IMPORTANT:** This form must be filled out completely and faxed to the Repair Department prior to issuing a RMA # (UFM) / NRA # (ROCON)

Customer: _____	Product Information _____	Qty: _____
_____	Model Code: _____	_____
_____	S/N: _____	_____
_____	Sales Order: _____	_____
Contact Name: _____	_____	
Phone # _____	_____	
FAX # _____	Are before (as found) and after readings required?	
E-mail: _____	_____ Yes _____ No	
<b>Reason for return:</b> (Please be detailed as possible. Lack of information may increase labor charges.)		
<p><b>Mechanical</b></p> <input type="checkbox"/> Leaks <input type="checkbox"/> Sticks <input type="checkbox"/> Calibration Off <input type="checkbox"/> Switch does not work <input type="checkbox"/> Other (describe below)	<p><b>Electronics</b></p> <input type="checkbox"/> No signal <input type="checkbox"/> Inaccurate signal <input type="checkbox"/> No Display <input type="checkbox"/> Other (describe below)	
Details: _____		
_____		
_____		
<p><b>Note:</b> There will be a minimum evaluation charge of \$90.00 for all units returned (excluding units covered under warranty). Units WILL NOT be accepted without a valid Return Material Authorization Number (RMA#). A Material Safety Data Sheet on the process fluid must be received, when applicable, prior to the RMA# being issued.</p>		
* OSHA Requirements: (to be filled out by customer) NO EXCEPTIONS!!		
Process Fluid: _____		
<b>Meter must be flushed to remove all process fluids.</b>		
I hereby certify that the material being returned has been properly flushed and cleaned of all hazardous materials and does not require any special handling.		
Print or Type Name _____	Signature: _____	
Title _____	Date: _____	

<p>Distributor Information <b>INTERNAL USE ONLY</b></p> Company Name _____ Contact Name _____ PO # _____ Phone # _____ FAX # _____	<p># _____</p> <p><b>Authorized by</b> _____</p> <p><b>Date</b> _____</p>
---	---

## WARRANTY INFORMATION

---

1) **ACCEPTANCE AND INTEGRATION CLAUSE:** This Sales Order Acknowledgment and the sales order information that Universal Flow Monitors, Inc. ("Universal") attaches to or associates with it (herein "Acknowledgment"), constitutes an acceptance by Universal of an offer by the buyer upon the conditions and terms and at the prices stated in this Acknowledgment. The Acknowledgment contains the entire understanding of Universal and the buyer regarding the subject matter of said Acknowledgment. This Acknowledgment may only be modified by a written agreement signed by the party against whom enforcement is sought.

2) **WAIVER:** Waiver by Universal of any default(s) by the buyer shall not constitute waiver by Universal of any of the conditions of the agreement between Universal and the buyer as set forth hereunder with respect to any further or subsequent default by the buyer.

3) **FORCE MAJEURE:** Universal shall not be responsible for failure or delays in deliveries due to fire, strikes, breakdowns, acts of God, failure of carriers, inability to secure required materials, or other causes beyond Universal's control. Buyer waives any claims for damage arising by virtue of delay in delivery of material by Universal.

#### 4) LIMITED WARRANTY:

(a) **Warranty.** For a period of one year from the date of manufacture, Universal warrants that each product covered by this Acknowledgment will be free from defects in material and workmanship. In order to qualify for any remedy provided in this Acknowledgment, buyer must give notice to Universal within the one-year period, return the product to Universal freight paid and intact with Material Safety Data Sheets covering all substances passing through the product or that form a residue on the product.

(b) **Exclusive Remedy.** The buyer's EXCLUSIVE REMEDY for failure of any product to conform to any warranty or otherwise for any defect is, at Universal's sole option: (i) repair; (ii) replacement; or (iii) refund of the entire purchase price for the specific product. Without limiting the foregoing, in no case will Universal be liable for de-installation of any defective product or installation of any repaired or replaced product. THIS REMEDY IS THE EXCLUSIVE REMEDY AVAILABLE TO THE BUYER OR ANY OTHER PERSON. UNIVERSAL SHALL NOT BE LIABLE FOR ANY DIRECT, INDIRECT, INCIDENTAL, CONSEQUENTIAL, SPECIAL, PUNITIVE, OR OTHER DAMAGES IN CONNECTION WITH ANY CAUSE OF ACTION, WHETHER IN CONTRACT, TORT, OR OTHERWISE.

(c) **Disclaimer of Other Warranties.** The express warranty in this Acknowledgment is in lieu of any other warranty, express or implied. Without limiting the foregoing, UNIVERSAL DISCLAIMS THE IMPLIED WARRANTY OF MERCHANTABILITY AND ANY IMPLIED WARRANTY OF FITNESS FOR A PARTICULAR PURPOSE.

(d) **Special Note About Fitness for a Particular Purpose.** This website and other materials of Universal may place products into, or display products in, categories according to function, size, construction, materials, or other property. This is for organizational purposes only and NO PLACEMENT OF ANY PRODUCT IN ANY CATEGORY OR ANY PRESENTATION OF A PRODUCT IN RELATION TO OTHER PRODUCTS WILL CONSTITUTE A WARRANTY OF FITNESS FOR A PARTICULAR PURPOSE.5) **PROHIBITED USES:** As a condition of the sale of goods or services, buyer will not use, sell, distribute, or otherwise transfer for use, or permit to be used, sold, distributed, or otherwise transferred any product purchased from Universal for any of the following uses:

(a) **Nuclear Energy Applications.** Any application involving, directly or indirectly: (i) exposure of any product to any hazardous properties of nuclear material; (ii) dependence on the proper functioning of the product for the operation of a nuclear facility by any person or organization; (iii) use in or for any equipment or device used for the processing, fabricating or alloying of special nuclear material if, at any time, the total amount of such material on the premises where such equipment or device is located consists of or contains more than 25 grams of (A) Plutonium (any isotope) or Uranium 233 or any combination thereof; (B) more than 250 grams of Uranium 235; (iv) use in, or for the control of any aspect of, any structure, basin, excavation, premises or place prepared or used for the storage or disposal of waste. The foregoing include,

## UNIVERSAL FLOW MONITORS, INC.

without limitation, any application involving nuclear material contained in spent fuel or waste that is possessed, handled, used, processed, stored, transported or disposed of, any application related to the furnishing of services, materials, parts or equipment in connection with the planning, construction, maintenance, operation or use of any nuclear facility.

(b) Aircraft Applications. Any application involving direct or indirect installation in or on, or use in connection with, any aircraft or aircraft product.

(c) Definitions. As used in this section, the following definitions apply, whether the terms use initial capitals or not.

"Aircraft" includes powered and non-powered winged aircraft, missiles, spacecraft, and other aeronautical craft or mechanisms.

"Aircraft product" includes:

- (1) Any ground support or control equipment used with any aircraft;
- (2) Any article designed for installation in or on aircraft;
- (3) Any ground handling tools or equipment used with aircraft;
- (4) Any aircraft training aids, instructions, manuals, or blueprints; and
- (5) Any engineering, labor or other services involving aircraft.

"Hazardous properties" include radioactive, toxic or explosive properties;

"Nuclear facility" means

- (a) Any nuclear reactor; or
- (b) Any equipment or device designed or used for:
  - (1) Separating the isotopes of uranium or plutonium;
  - (2) Processing or utilizing spent fuel; or
  - (3) Handling, processing or packaging waste.

"Nuclear material" means source material, special material or by- product material;

"Nuclear reactor" means any apparatus designed or used to sustain nuclear fission in a self-supporting chain reaction or to contain a critical mass of fissionable material.

"Property damage" includes all forms of radioactive contamination of property.

"Source material," "special nuclear material," and "by-product material" have the meanings given them in the Atomic Energy Act of 1954 and any regulation promulgated thereunder, as the same may be amended from time to time.

"Spent Fuel" means any fuel element or fuel component, solid or liquid that has been used or exposed to radiation in a nuclear reactor.

"Waste" means any waste material

- (1) containing by-product material and
- (2) resulting from the operation by any person or organization of any nuclear facility.

