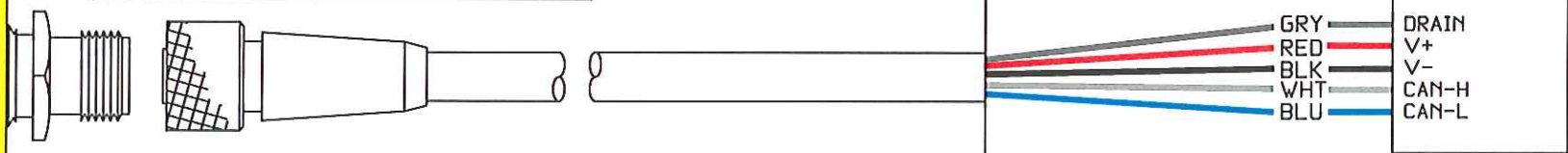
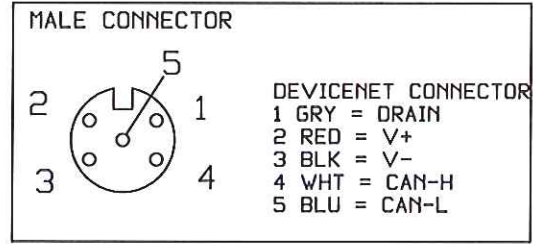


CUSTOMER INSTALLATION DRAWING

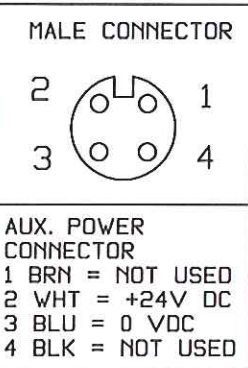
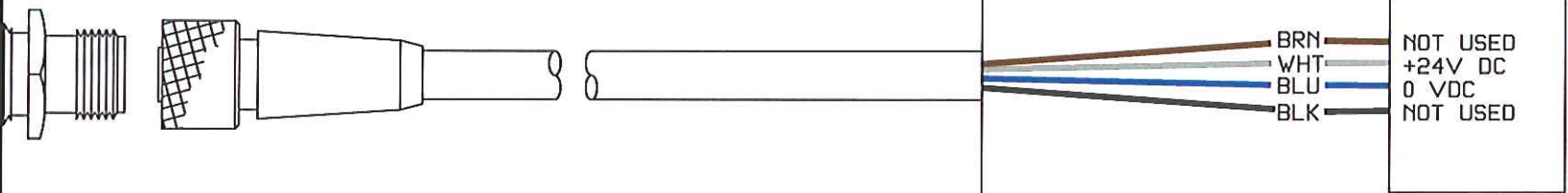
Family	DPL - DEVICENET
Model Code	N2

REV.	E.C.O.#	REVISION NOTE	BY	DATE	APPV'D BY	DATE
00	12-067	Released	WHF	12/19/12		
01						



CABLE LENGTHS TO BE DETERMINED AT TIME OF BUILD

NOTE: WIRE COLOR CODES ARE REFERENCE ONLY. THEY ARE SUBJECT TO CHANGE BY THE CONNECTOR MANUFACTURE



UNLESS OTHERWISE SPECIFIED		*THIS DRAWING, THE STRUCTURAL DESIGN DISCLOSED THEREIN, AND THE TECHNICAL DATA AND ENGINEERING SERVICE REPRESENTED THEREBY ARE THE EXCLUSIVE PROPERTY OF ROCON L.L.C. AND IS TO BE RETURNED TO ROCON L.L.C. UPON WRITTEN REQUEST AND IS NOT TO BE REPRODUCED IN WHOLE OR IN PART WITHOUT THE EXPRESS WRITTEN CONSENT OF ROCON L.L.C.		ROCON L.L.C. 1755 EAST NINE MILE ROAD HAZEL PARK, MI 48030-0249	
FRACTIONS ±1/64		DRAWN: WHF DATE: 12/18/12		TITLE: WIRING DIAGRAM, DPL, DEVICENET	
2 PLACE DIMS ±.01		SCALE: FULL		4-Pin Mini, 'F1A' Pin Out, Euro	
3 PLACE DIMS ±.005		DATE: 12/18/12		MODEL: N2 Customer Drawing	
ANGLES ±1/2°		DATE: 12/18/12		DWG. NO. NWC0069	
CONCENTRICITY .002 T.J.R. MAX.		DATE: 12/18/12		REV. 00	
BREAK SHARP EDGES 1/64 MAX		DATE: 12/18/12		SHT. OF 1	
PATENTS PENDING		DATE: 12/18/12		SIZE D	