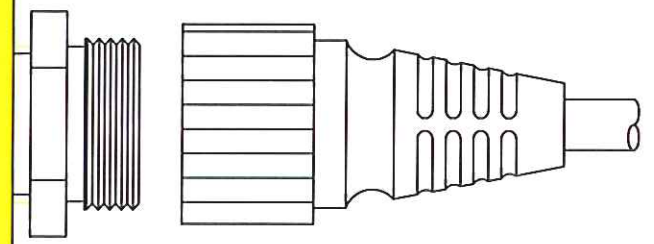
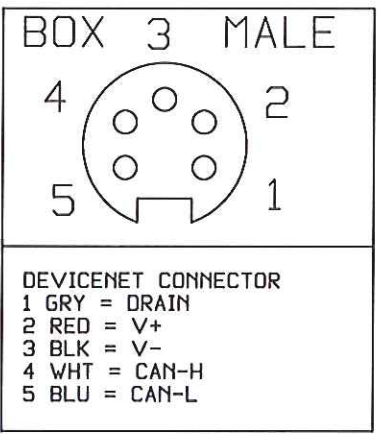
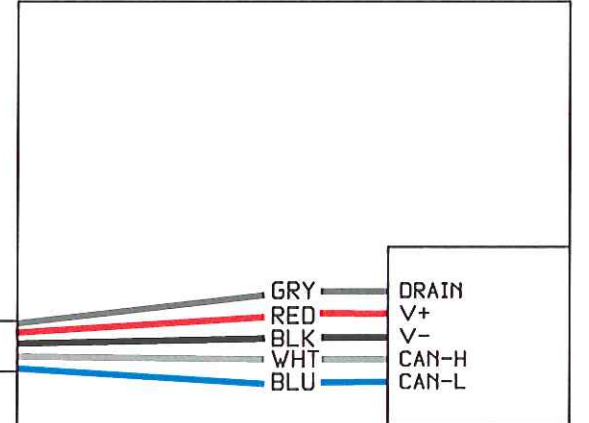
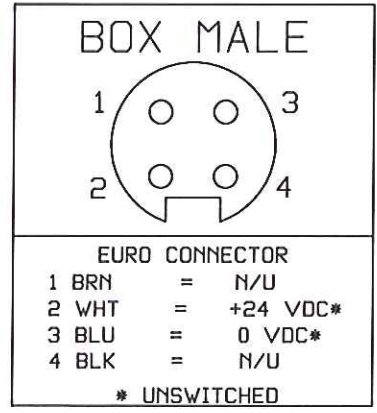
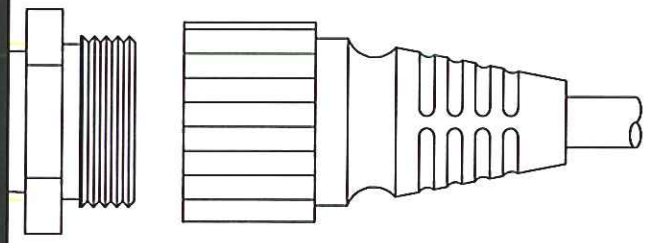


CUSTOMER INSTALLATION DRAWING	
Family	DPL - DEVICENET
Model Code	N1F1H

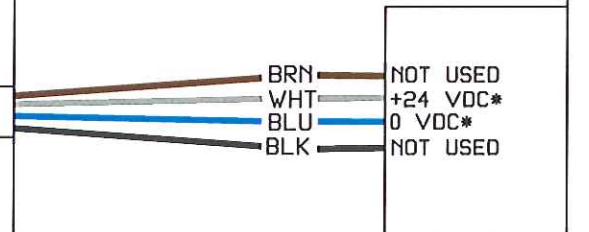
REV.	E.C.O.#	REVISION NOTE	BY	DATE	APPV'D BY	DATE
00	12-087	Released	WHF	12/19/12		
01						



CABLE LENGTHS TO BE DETERMINED AT TIME OF BUILD



NOTE: WIRE COLOR CODES ARE REFERENCE ONLY. THEY ARE SUBJECT TO CHANGE BY THE CONNECTOR MANUFACTURE



UNLESS OTHERWISE SPECIFIED FRACTIONS ±1/64 2 PLACE DIMS ±.01 3 PLACE DIMS ±.005 ANGLES ±1/2° CONCENTRICITY .002 T.I.R. MAX. BREAK SHARP EDGES 1/64 MAX. PATENTS PENDING		*THIS DRAWING, THE STRUCTURAL DESIGN DISCLOSED THEREIN, AND THE TECHNICAL DATA AND ENGINEERING SERVICE REPRESENTED THEREBY ARE THE EXCLUSIVE PROPERTY OF ROCON L.L.C. AND IS TO BE RETURNED TO ROCON L.L.C., UPON WRITTEN REQUEST AND IS NOT TO BE REPRODUCED IN WHOLE OR IN PART WITHOUT THE EXPRESS WRITTEN CONSENT OF ROCON L.L.C.		ROCON L.L.C. 1755 EAST NINE MILE ROAD HAZEL PARK, MI 48030-0249	
MATERIAL		TREATMENT		TYPE	
SCALE FULL		REF. NO.		WIRING DIAGRAM, DPL, DEVICENET	
DATE 12/19/12		DO NOT SCALE		4-PIN MINI, "F1A" PIN OUT, EURO,	
APPV'D		DATE		MODEL N1F1H CUSTOMER DRAWING	
SEE MODEL CODE ABOVE		SHT. OF		DWG. NO. NWC0314	
				REV. 00	