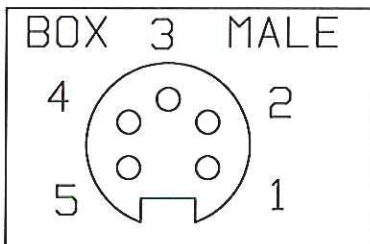



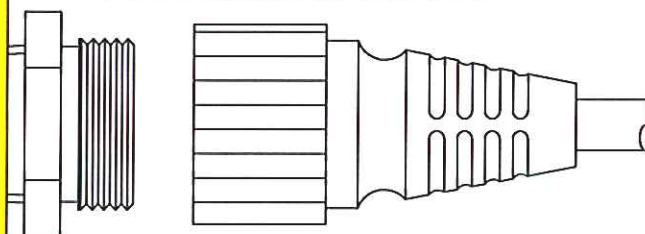
CUSTOMER INSTALLATION DRAWING

Family	DPL - DEVICENET
Model Code	N1F1E

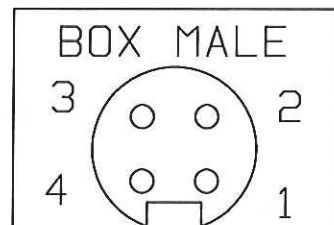
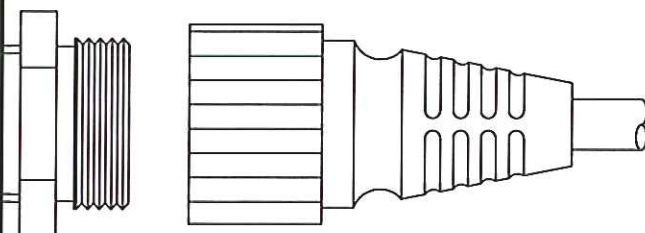
REV.	E.C.O.#	REVISION NOTE	BY	DATE	APPV'D BY	DATE
00	12-087	Released	WHF	12/19/12		
01						



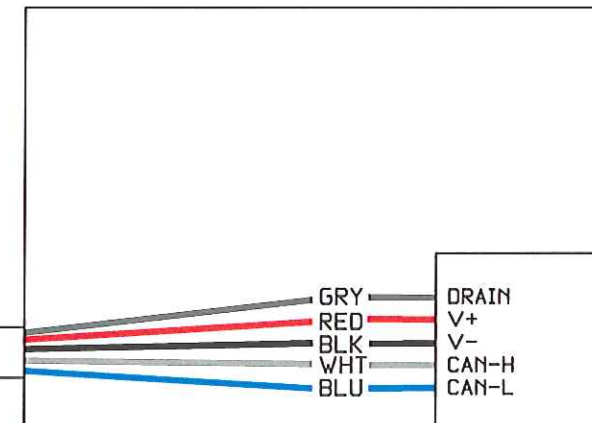
DEVICENET CONNECTOR
 1 GRY = DRAIN
 2 RED = V+
 3 BLK = V-
 4 WHT = CAN-H
 5 BLU = CAN-L



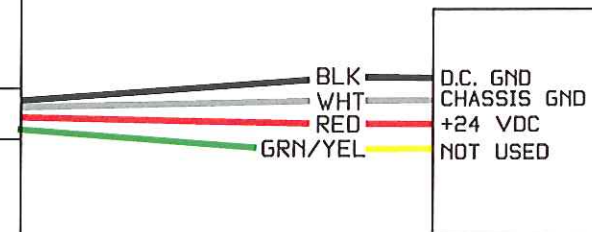
CABLE LENGTHS TO BE DETERMINED AT TIME OF BUILD



1 BLK = D.C. GROUND
 2 WHT = CHASSIS GRND
 3 RED = +24 VDC
 4 GRN/YEL = NOT USED



NOTE: WIRE COLOR CODES ARE REFERENCE ONLY. THEY ARE SUBJECT TO CHANGE BY THE CONNECTOR MANUFACTURE



UNLESS OTHERWISE SPECIFIED		THIS DRAWING, THE STRUCTURAL DESIGN DISCLOSED THEREIN, AND THE TECHNICAL DATA AND ENGINEERING SERVICE REPRESENTED THEREBY ARE THE EXCLUSIVE PROPERTY OF ROCON L.L.C. AND IS TO BE RETURNED TO ROCON L.L.C. UPON WRITTEN REQUEST AND IS NOT TO BE REPRODUCED IN WHOLE OR IN PART WITHOUT THE EXPRESS WRITTEN CONSENT OF ROCON L.L.C.		ROCON L.L.C. 1755 EAST NINE MILE ROAD HAZEL PARK, MI 48030-0249	
FRACTIONS ±1/64 2 PLACE DIMS ±.01 3 PLACE DIMS ±.005 ANGLES ±1/2°		MATERIAL HEAT TREATMENT CONCENTRICITY .002 T.I.R. MAX. BREAK SHARP EDGES 1/64 MAX. PATENTS PENDING			
DATE	SCALE	REF. NO.	DATE	REV.	DATE
12/19/12	FULL	DO NOT SCALE	12/19/12	D	00