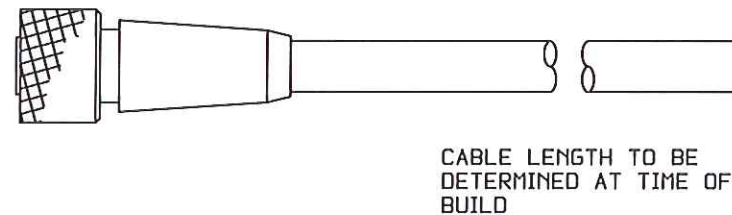
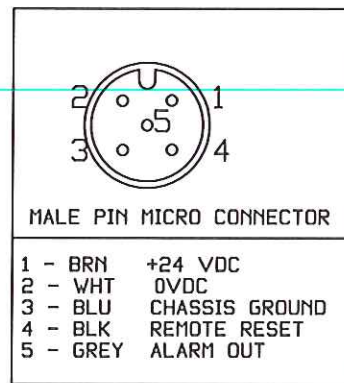
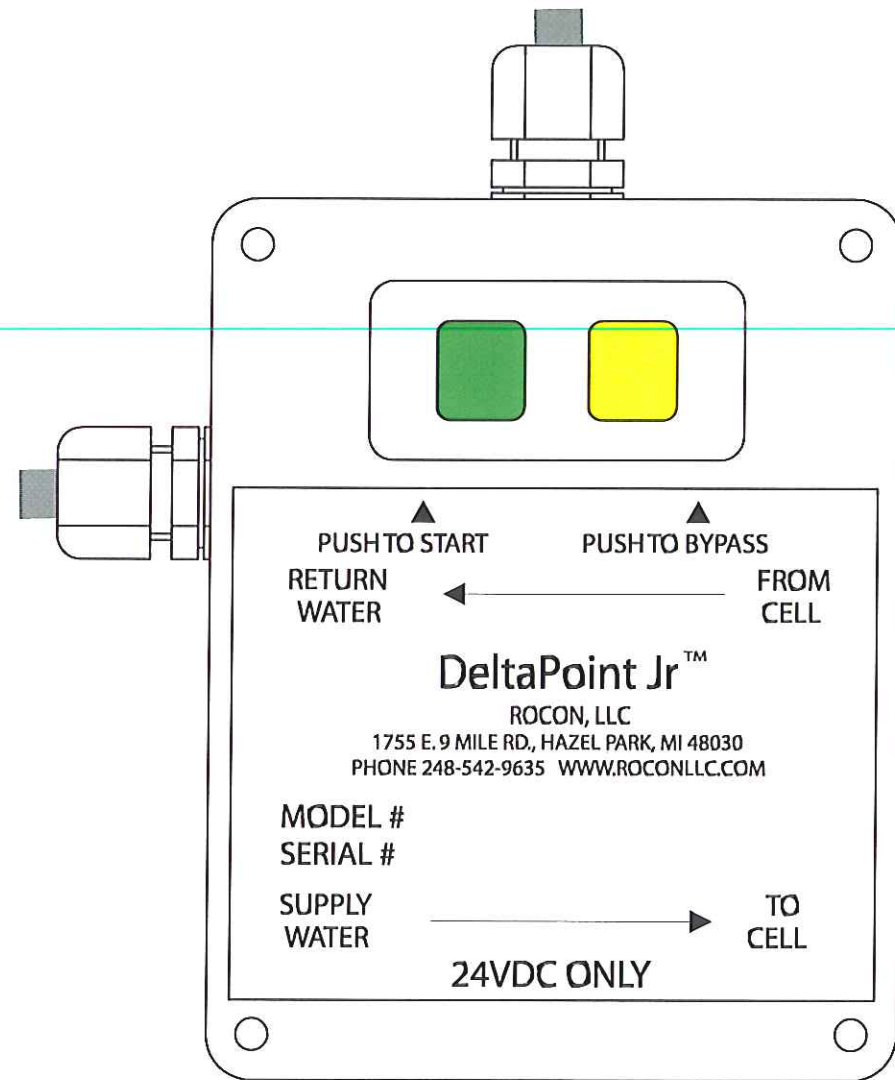


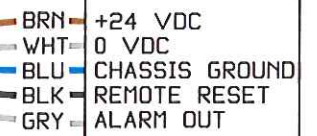
CUSTOMER INSTALLATION DRAWING

Family	<b>DeltaPoint - JR</b>
Model Code	<b>D25 (DPJ)</b>

REV.	E.C.O.#	REVISION NOTE	BY	DATE	APPV'D BY	DATE
00	12-087	Released	VHF	12/19/12		
01						



NOTE: WIRE COLOR CODES ARE REFERENCE ONLY. THEY ARE SUBJECT TO CHANGE BY THE CONNECTOR MANUFACTURE



UNLESS OTHERWISE SPECIFIED FRACTIONS 1/64 2 PLACE DIMS ±.01 3 PLACE DIMS ±.005 ANGLES ±1/2° CONCENTRICITY .002 T.I.R. MAX. BREAK SHARP EDGES 1/64 MAX PATENTS PENDING	*THIS DRAWING, THE STRUCTURAL DESIGN DISCLOSED THEREIN, AND THE TECHNICAL DATA AND ENGINEERING SERVICE REPRESENTED THEREBY ARE THE EXCLUSIVE PROPERTY OF ROCON L.L.C. AND IS TO BE RETURNED TO ROCON L.L.C. UPON WRITTEN REQUEST AND IS NOT TO BE REPRODUCED IN WHOLE OR IN PART WITHOUT THE EXPRESS WRITTEN CONSENT OF ROCON L.L.C.				<b>ROCON L.L.C.</b> 1755 EAST NINE MILE ROAD HAZEL PARK, MI 48030-0249		
	DESIGN	DATE	SCALE	REF. HL			REV. WIRING DIAGRAM, DP-JR., 5-PIN MICRO W/ ALARM OVERRIDE IN BYPASS
	DATE	SCALE	REF. HL	MODEL	DWG. NO.	SIZE	REV.
	DATE	SCALE	REF. HL	SEE MODEL CODE ABOVE	SHT. OF	NWC2230	D 00