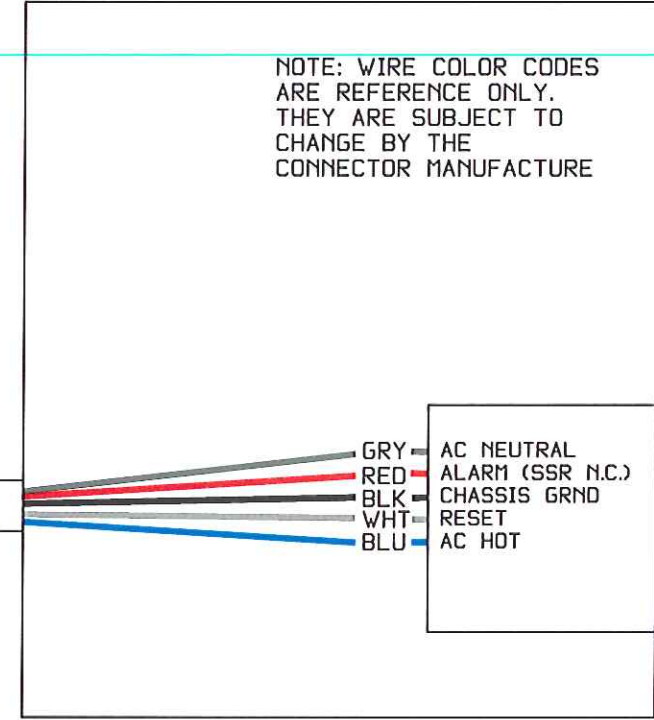
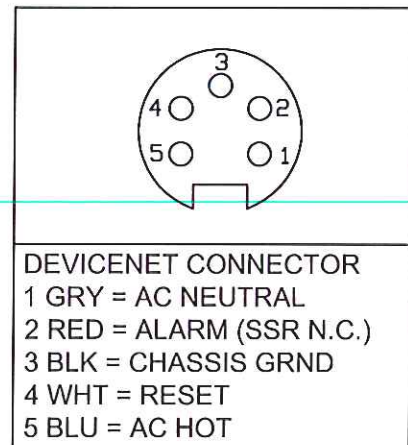
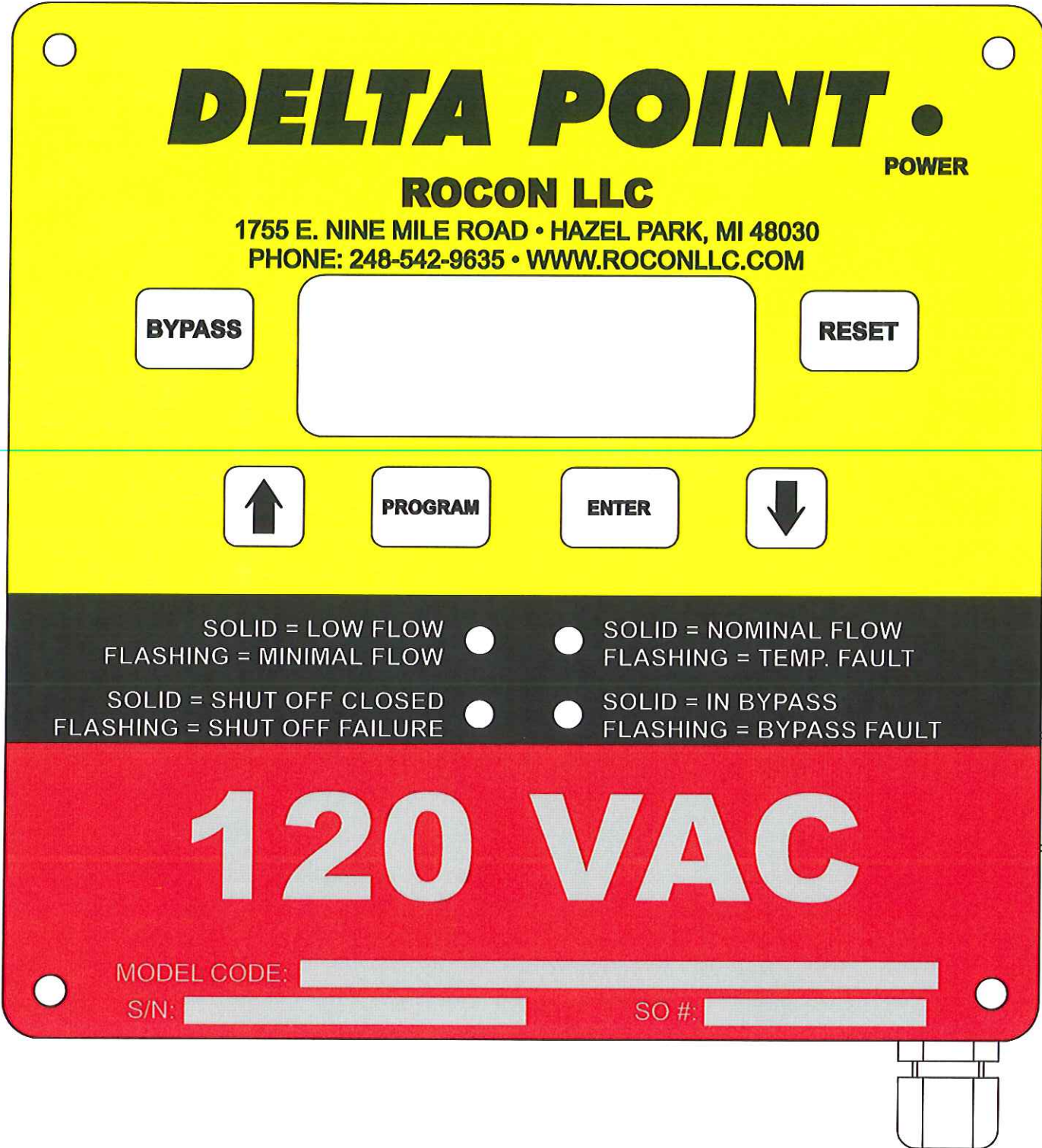


CUSTOMER INSTALLATION DRAWING	
Family	DPL - AC
Model Code	A15

REV.	E.C.O.#	REVISION NOTE	BY	DATE	APPV'D BY	DATE
00	12-087	Released	VHF	12/19/12		
01						



UNLESS OTHERWISE SPECIFIED		*THIS DRAWING, THE STRUCTURAL DESIGN DISCLOSED THEREIN, AND THE TECHNICAL DATA AND ENGINEERING SERVICE REPRESENTED THEREBY ARE THE EXCLUSIVE PROPERTY OF ROCON L.L.C. AND IS TO BE RETURNED TO ROCON L.L.C., UPON WRITTEN REQUEST AND IS NOT TO BE REPRODUCED IN WHOLE OR IN PART WITHOUT THE EXPRESS WRITTEN CONSENT OF ROCON L.L.C.		ROCON L.L.C. 1755 EAST NINE MILE ROAD HAZEL PARK, MI 48030-0249	
FRACTIONS ±1/64	2 PLACE DIMS ±.01	3 PLACE DIMS ±.005	ANGLES ±1/2°	WIRING DIAGRAM, DPL - 120 VAC, EOA Replacement, 5-PIN MINI	
CONCENTRICITY .002 T.I.R. MAX.	BREAK SHARP EDGES 1/64 MAX	PATENTS PENDING		SCALE FULL	REF. NO. DO NOT SCALE
DESIGN DATE	SCALE FULL	REF. NO. DO NOT SCALE	DWG. NO. NWC0221		
DRAWN VHF	DATE 12/17/12	APPV'D	DATE	REV. 00	SEE MODEL CODE ABOVE